

Scaled data based on original data using
LM-79-08 Approved Method: Electrical and Photometric Measurements of Solid-
State Lighting Products

Test Report Prepared for
Cooper Lighting Solutions
(formerly Eaton)

Brand: McGRAW-EDISON

Report Number: P594928

Luminaire Tested: **IST-PA1A-722-U-5WQ**

Issue Date: 3/22/2022

Test Information

Test Method: LM-79-08
Report Number: P594928
TEST IS SCALED FROM IESNA LM-79-08 TEST DATA (G1-2201-510-14)
Test Lab: INNOVATION CENTER
Issue Date: 3/22/2022
Manufacturer: COOPER LIGHTING SOLUTIONS (FORMERLY EATON)
Product Line: McGRAW-EDISON
Catalog Number: IST-PA1A-722-U-5WQ
Description: IMPACT ELITE LED TRAPEZOID LUMINAIRE
(1) 70 CRI, 2200K, 350mA LIGHT ENGINE WITH 24 LEDS AND TYPE V WIDE OPTICS
Light Source: -
Ballast/Driver: ELECTRONIC DRIVER

Summary

Lumens per Lamp: N/A
Luminaire Lumens: 3092 lumens
Efficiency: N/A
Efficacy: 107.4 lumens/watt
Luminous Opening: Rectangular (W 0.75' x L: 0.5' x H: 0')
IES Classification: Type V - Medium
BUG Rating: B2 - U0 - G1

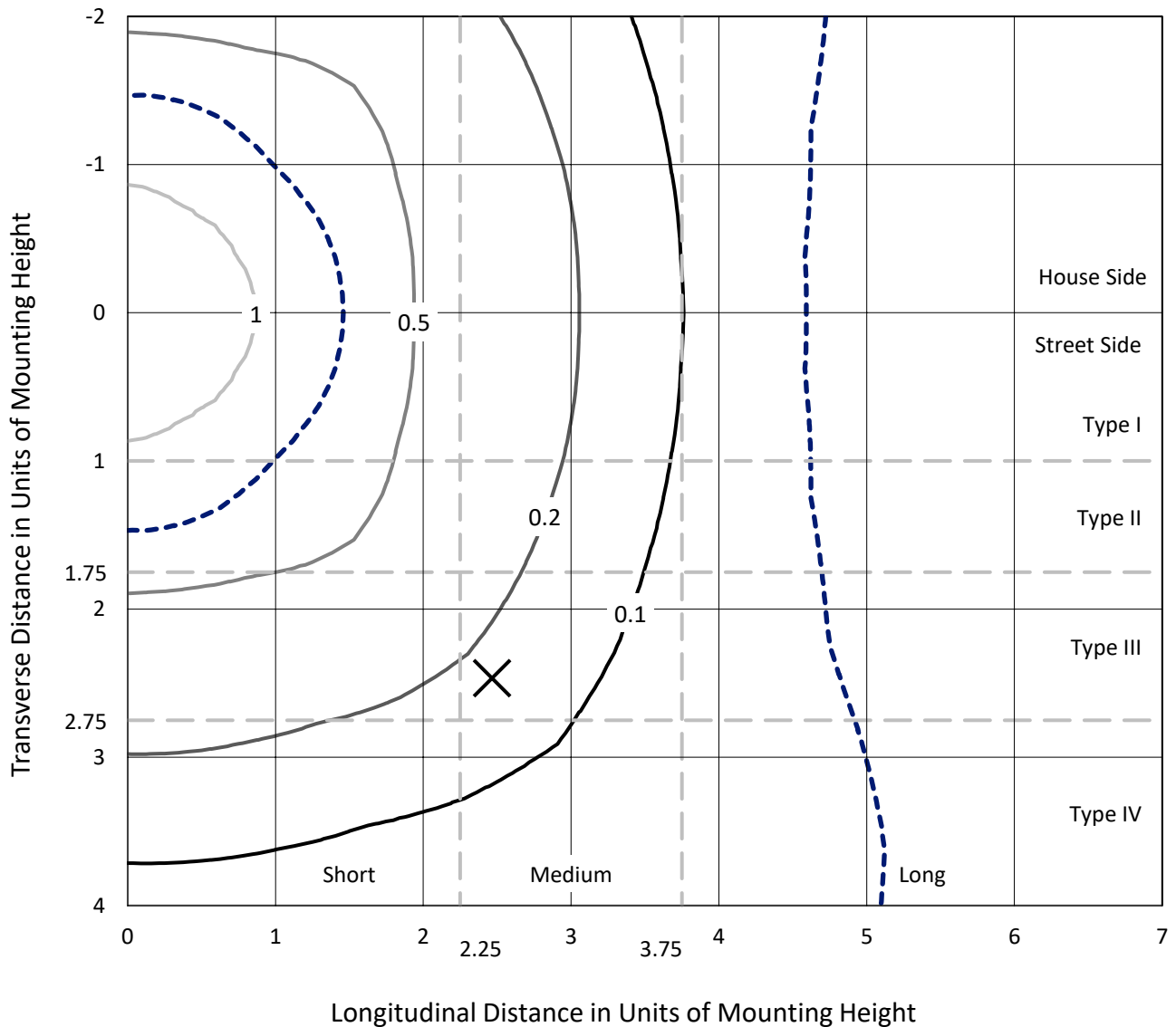
Input Watts (W): 28.8
Input Voltage (V): NR
Input Current (Ain): NR
Voltage Rise (V): NR
Power Factor: NR
Total Harmonic Distortion (THDi): NR
Frequency (hertz): 60
Stabilization Time: NR
Operation Time: NR
Ambient Temperature (°C): NR
Test Distance: 28.75 FT



REPORT NUMBER: P594928
 CATALOG NUMBER: IST-PA1A-722-U-5WQ

Iso-Footcandle Lines of Horizontal Illumination

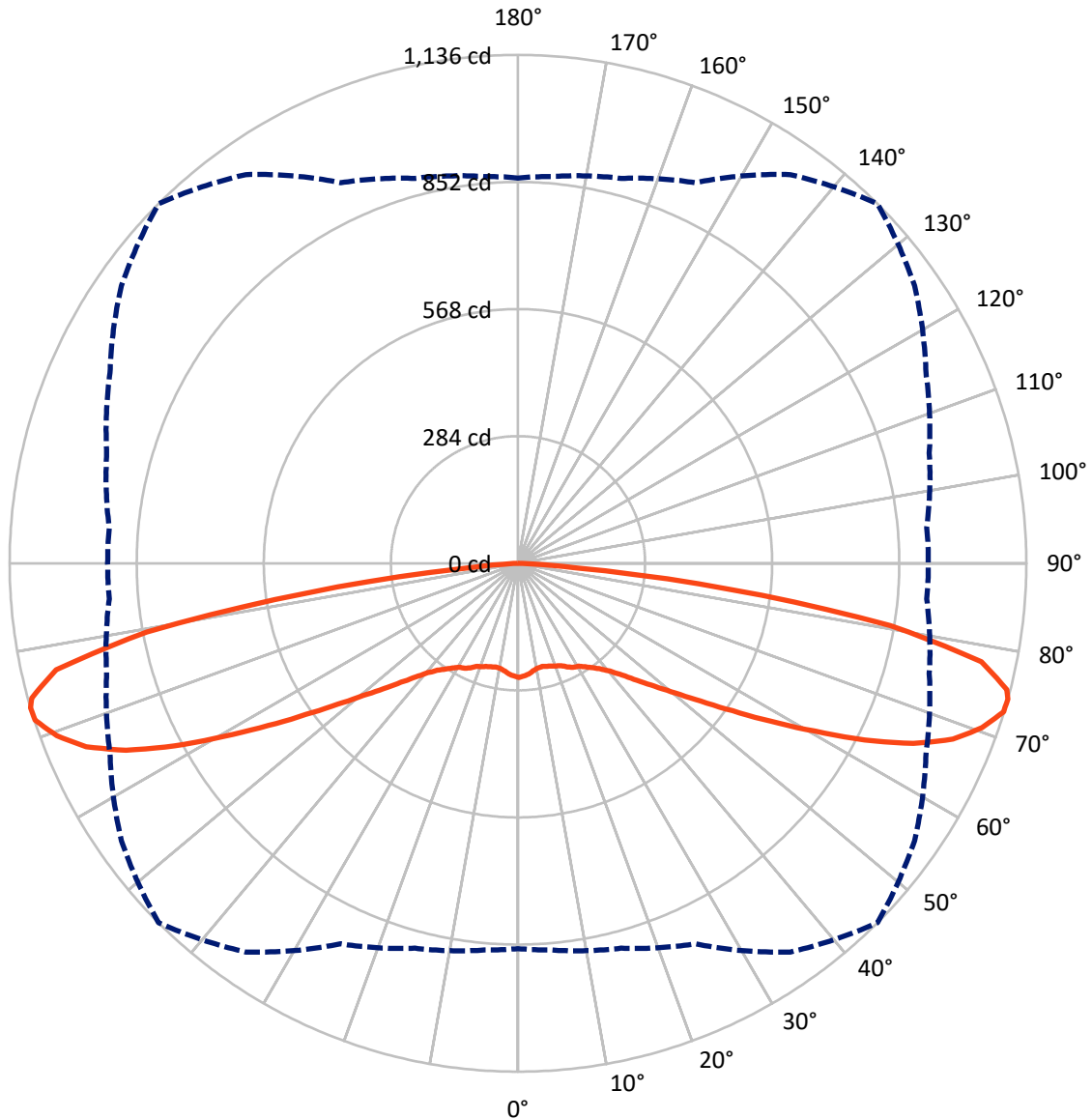
× Max cd
 - - - 1/2 Max cd



Based on 12 foot mounting height. Maximum calculated value = 1.8 fc
 Type V - Medium - N/A

REPORT NUMBER: P594928
CATALOG NUMBER: IST-PA1A-722-U-5WQ

Luminous Intensity Polar Plot



— Vertical Plane Through 45-Deg Lateral - - - Horizontal Cone Through 74-Deg Vertical

REPORT NUMBER: P594928

CATALOG NUMBER: IST-PA1A-722-U-5WQ

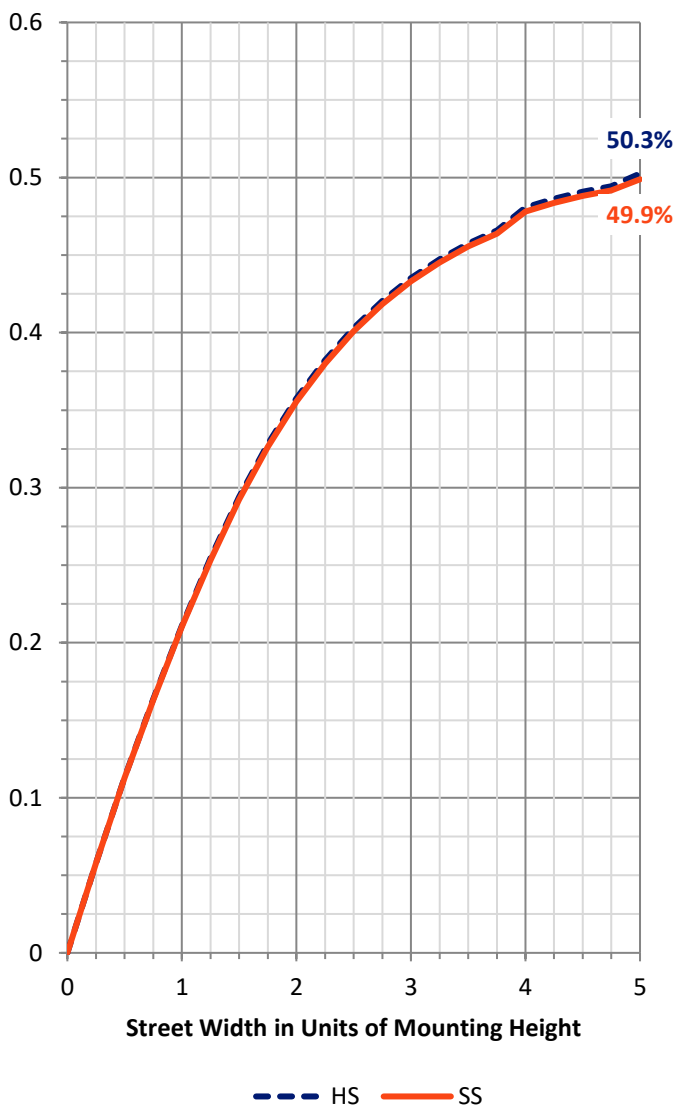
FLUX DISTRIBUTION:

		Downward	Upward	Total
House Side	Lumens	1546.0	0.0	1546.0
	% Fixture	50.0	0.0	50.0
Street Side	Lumens	1546.0	0.0	1546.0
	% Fixture	50.0	0.0	50.0
Total	Lumens	3092.0	0.0	3092.0
	% Fixture	100.0	0.0	100.0

ZONAL LUMENS:

Zone	Lumens	% Fixture
0°-10°	23.4	0.8
10°-20°	68.5	2.2
20°-30°	118.3	3.8
30°-40°	181.2	5.9
40°-50°	294.8	9.5
50°-60°	511.2	16.5
60°-70°	846.6	27.4
70°-80°	916.0	29.6
80°-90°	132.0	4.3
90°-100°	0.0	0.0
100°-110°	0.0	0.0
110°-120°	0.0	0.0
120°-130°	0.0	0.0
130°-140°	0.0	0.0
140°-150°	0.0	0.0
150°-160°	0.0	0.0
160°-170°	0.0	0.0
170°-180°	0.0	0.0
0°-90°	3092.0	100.0
0°-180°	3092.0	100.0

Coefficient of Utilization



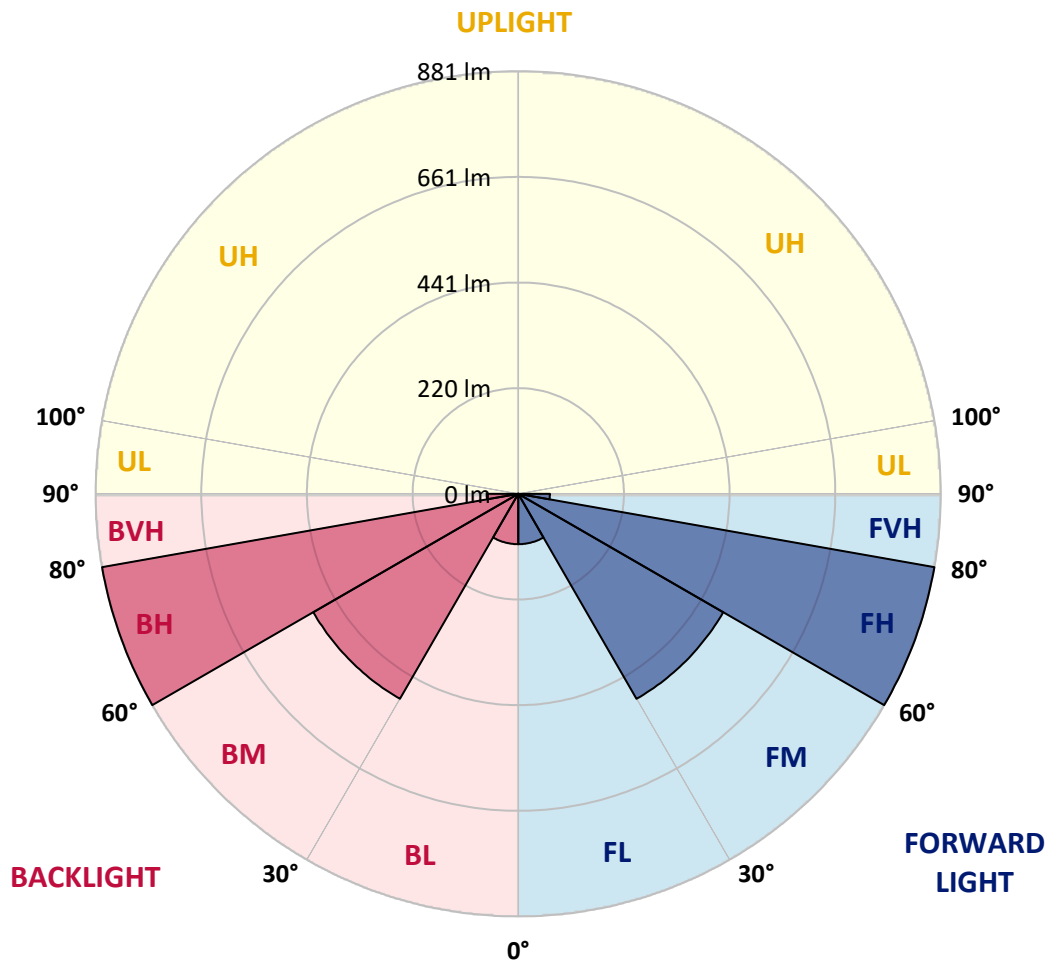
REPORT NUMBER: P594928
 CATALOG NUMBER: IST-PA1A-722-U-5WQ

LUMINAIRE CLASSIFICATION SYSTEM LUMEN TABLE AND BUG RATING:

Zone	Lumens	% Fixture	Zone Rating/Lumen Limit		
			B	U	G
FL (0°-30°)	105.1	3.4			
FM (30°-60°)	493.6	16.0			
FH (60°-80°)	881.3	28.5			G1/1800
FVH (80°-90°)	66.0	2.1			G1/100
BL (0°-30°)	105.1	3.4	B0/110		
BM (30°-60°)	493.6	16.0	B1/1000		
BH (60°-80°)	881.3	28.5	B2/1000		G1/1800
BVH (80°-90°)	66.0	2.1			G1/100
UL (90°-100°)	0.0	0.0		U0/0	
UH (100°-180°)	0.0	0.0		U0/0	

BUG Rating: B2-U0-G1

Type V Medium





REPORT NUMBER: P594928
 CATALOG NUMBER: IST-PA1A-722-U-5WQ

CANDELA DISTRIBUTION (FULL):

	0°	5°	15°	25°	35°	45°	55°	65°	75°	85°	90°
0°	255.1	255.1	255.1	255.1	255.1	255.1	255.1	255.1	255.1	255.1	255.1
2.5°	251.4	252.1	252.1	251.4	252.1	252.1	252.1	252.9	252.1	253.6	252.9
5°	247.7	247.7	248.5	247.7	247.7	248.5	247.7	249.2	248.5	249.9	248.5
7.5°	241.8	241.8	241.8	241.8	242.6	242.6	242.6	244.1	244.1	244.1	243.3
10°	240.4	239.6	239.6	238.2	238.2	238.2	237.4	239.6	240.4	241.8	241.1
12.5°	241.1	241.1	239.6	238.2	237.4	236.7	236.7	238.9	241.1	241.8	241.8
15°	244.1	244.1	241.8	238.9	238.9	238.9	238.2	238.9	242.6	244.1	242.6
17.5°	246.3	245.5	243.3	241.8	241.8	241.1	241.1	241.1	243.3	245.5	245.5
20°	249.9	249.9	247.0	245.5	245.5	244.8	244.1	243.3	245.5	248.5	247.7
22.5°	255.1	253.6	251.4	249.9	249.2	248.5	247.0	247.7	249.2	251.4	251.4
25°	258.8	258.8	256.6	255.8	256.6	256.6	254.3	252.9	253.6	255.8	255.8
27.5°	260.2	260.2	258.8	258.8	261.7	263.2	260.2	257.3	255.8	258.0	257.3
30°	266.1	266.1	264.6	263.9	266.1	266.8	265.4	263.2	262.4	264.6	263.9
32.5°	276.4	275.7	273.5	271.3	272.0	275.7	272.7	272.0	272.0	274.2	274.9
35°	288.2	286.7	284.5	282.3	283.0	286.7	283.7	283.7	284.5	287.4	287.4
37.5°	305.1	303.6	300.7	295.5	294.8	299.2	298.5	299.2	302.1	303.6	305.1
40°	323.4	322.7	319.0	314.6	313.9	316.8	317.6	319.0	322.0	323.4	324.2
42.5°	349.9	348.4	342.6	338.1	337.4	341.1	342.6	344.0	347.7	349.2	350.6
45°	382.3	381.5	374.9	369.8	367.6	372.7	372.7	374.2	377.8	380.8	380.8
47.5°	417.5	416.8	411.7	405.8	406.5	410.2	409.5	410.2	413.1	416.1	418.3
50°	457.2	455.0	449.1	447.7	451.4	455.0	452.1	451.4	455.8	457.2	456.5
52.5°	500.6	498.4	495.5	495.5	504.3	510.9	508.7	502.1	502.1	501.3	500.6
55°	552.1	550.6	549.9	553.5	568.2	581.5	573.4	560.9	555.7	552.8	554.3
57.5°	605.7	602.0	608.7	616.7	646.2	665.3	652.8	629.2	621.9	616.0	613.1
60°	660.1	658.7	668.2	687.3	729.2	761.6	744.7	705.7	692.5	679.2	679.2
62.5°	713.0	711.6	725.5	754.9	821.1	868.9	838.0	788.8	763.0	743.2	740.2
65°	777.0	774.8	790.2	821.8	910.1	970.3	931.4	866.7	835.8	808.6	804.9
67.5°	829.2	829.2	849.8	888.7	985.0	1048.3	999.7	943.9	907.8	879.9	877.0
70°	879.2	883.6	899.0	937.3	1042.4	1099.7	1055.6	1005.6	973.3	945.3	942.4
72.5°	900.5	906.4	921.8	959.3	1067.4	1134.3	1082.8	1025.5	990.9	963.0	959.3
74°	860.8	867.4	890.2	938.0	1060.0	1135.7	1081.3	1005.6	951.2	916.7	916.7
75°	816.0	824.8	852.0	903.4	1044.6	1127.6	1065.9	974.0	898.3	857.9	860.1
77.5°	629.2	648.4	677.8	758.6	937.3	1058.5	947.5	781.4	660.1	599.8	598.4
80°	179.4	205.8	272.7	452.8	712.3	843.2	696.1	462.4	326.4	248.5	238.9
82.5°	43.4	50.7	69.8	127.9	304.3	476.3	344.8	151.4	91.2	59.5	47.8
85°	18.4	19.8	31.6	44.1	83.8	126.4	80.1	51.5	37.5	16.9	16.2
87.5°	6.6	7.4	11.8	11.8	17.6	10.3	18.4	12.5	13.2	4.4	4.4
90°	0.0	0.0	0.0	0.0	0.0	0.0	0.0	0.0	0.0	0.0	0.0

(END OF REPORT)